

DIAMOND TREAD NEWS



MONTHLY NEWSLETTER

ISSUE: MAY 2025




Table of Contents

Upcoming Events	1
The Steering Wheel	2
Meeting Minutes	3-4
Chapter Mission	4
Leakless Pan Gasket 2 of 3	5
New Member Lincoln Tripp	6
Board of Directors	7
Red Hot Sparks	7
Birthdays and Anniversaries	7
Hospitality	7
Tours	8
Distinguished Speaker Series	9
O.C. Pancake Breakfast	10
Advertisers	11
Mailing Address	12
Diamond Tread Website	12



UPCOMING EVENTS

GENERAL MEETING - May 6th

Village Café at 6:30 p.m.

Board Meeting at 6:00 p.m.

4148½ N. Viking Way, Long Beach

RED HOT SPARKS - May 13th

Chili's at 11:30 am

4931 Candlewood St, Lakewood

POINT FERMIN LIGHTHOUSE TOUR

May 17

FLAG DAY - June 14

CORNERSTONE CHURCH PANCAKE BREAKFAST - June 15

WEEKLY BREAKFAST - Thursdays

Village Café at 8:00 a.m.

4148½ N. Viking Way, Long Beach

THE STEERING WHEEL PRESIDENT'S MESSAGE - MAY, 2025

Hello fellow Diamond Tread members,

As the spring flowers bloom all around us, I get the itch to get out and drive. We had a great tour in March to the Orange County Club's picnic, got to see many (seemed like hundreds) A's and T's and a variety of other classic cars. It was a beautiful day for a drive and picnic in the park. As of this writing, I'm looking forward to the short drive on the 19th to the pet adoption event, then the slightly longer drive to Solvang on the 22nd and maybe the Santa Anita As tour to Mt. Baldy on May 1st. If you can't make any of these, try to get that special car of yours out with a friend or even by yourself and enjoy a ride!

As always, if you have questions give me a call; I might be able to answer them or know who can.

Warm Regards,

Bill

P.S. Perhaps we should all take a minute during a conversation with a fellow Model A friend and ask about his or her family, what other hobbies they enjoy or what work they did over their careers. You may be surprised what you learn and feel a little closer to that friend!

Bill Paige
President
Diamond Tread Chapter



**PRESIDENT'S
MESSAGE**

APRIL MEETING MINUTES

DIAMOND TREAD CHAPTER
of the MODEL A FORD CLUB OF AMERICA
General Meeting Minutes, April 1, 2025

- President Bill Paige opened the General Meeting at 6:30
- Vice President LeRoy Kehret led the Flag Salute
- President Paige recognized Jacob Grossen, his guest Brie, and Lincoln Tripp (our newest member), Judy Thomas' grandson.
- The minutes of the March meeting were approved as printed in the newsletter.
- Treasurer Louise Beckley gave the bank balance and said that we have no new mail.
- Membership Chair Vicky Bartlett handed out the 2025 Membership Rosters, and said that have 59 members listed. Five members in the old roster have not renewed. Bill suggested that someone help Vicky with the roster next year. Please review the trifold Diamond Tread information folder and offer possible updates.
- Hospitality Chair Pauline Issa said refreshments tonight were provided by Wayne Wiedle.
- Historian/Publicity Chair Bonnie Ryan had no comment.
- Secretary/Editor Rex Bartholomew was absent.
- Tour Chair Bill Bahr mentioned the up-coming tours; the Solvang tour the 22-25 of April, the La Palma Parade on the 26th of this month, the puppy adoption at the Long Beach Airport, and the Vintage Antique meet.
- Webmaster Mark Simons said response to the new web site format seems to be positive.
- M.A.Y. is Model A Youth month. Bob Moore of the Santa Anita As is the Model A Youth Chair for S.C.R.G. Diamond Tread's representative is Vice President LeRoy Kehret. The motion was made to donate \$200.00 to the Youth Scholarship Fund, \$200.00 to the Youth Restoration Fund, and \$100.00 to the Pasadena High School Model A Ford Club. The Motion was seconded and carried.
- Fundraising Chair Norman ("Buy Raffle Tickets") Saw and Larry Ryan attended the Santa Anita A's meeting and invited them to the Solvang Tour. In response, Santa Anita invited Diamond Tread Chapter to their May 1st Mt. Baldy Tour, starting in Duarte at 8:00 (25 miles). The Southern California Regional Group is sponsoring a May 3rd Ridge Route Tour, limited to two cars per chapter. A long block, rebuilt by H&H, will be raffled off at \$20.00 per chance on the Texas Tour this summer. Larry and Norman drove roughly 400 miles and 6 hours trying out a back-road route to Buellton for the club's Solvang run this month. They recommended NOT taking this route. The motion was made, seconded and carried to reimburse Larry \$100.00 for the fuel he spent.

MEETING MINUTES (cont.)

- The program was Carl Laski of the Long Beach Model T Club, on the history of the Lomita Fire Department. It was started in 1925 with a 1915 Model T Ford, two soda-acid extinguishers, two lanterns, 150 feet of hose, a ladder and assorted tools. Carl's grandfather was the Captain on that first Fire Engine. His grandfather retired in 1959, when his father was on the department, and later Carl was instrumental in restoring that 1915 Model T. Carl accompanied his talk with slides and an old film showing that retirement.
- Raffle: Door prizes went to: tie downs to Ralph Neely, mystery bag to Frank Azucena, squeegees to Brie and Steve Sixt, photo frames to Jim Runyon, Linda Seagrove, Bonnie Ryan and Marie Azucena. The Model A Driver award went to Larry Ryan, and the 1/3, 1/3 went to Marie Azucena and Bill Paige (\$62.00 each)
- The meeting was adjourned at 7:40p.m.

Respectfully submitted by

LeRoy Kehret

Secretary Pro-Tem



DIAMOND TREAD CHAPTER MISSION

The purpose of our club is to enjoy, preserve and protect Model A Fords.

To serve as a medium of exchange of ideas, information and parts for our members and to aid them in their efforts to restore their Model A to its original likeness. It shall further be the purpose of this club to help its members to become better acquainted, encourage and maintain the spirit of good fellowship, sociality, and fair play through sponsored activities, including the use of the Model A Ford and family participation.

The club shall be non-commercial, non-sectarian, and non-partisan. All monies shall be used for club activities and functions as deemed appropriate by the Board of Directors.

LEAKLESS PAN GASKET (Part 2 of 3)

(C) Clean the surface of the block and dent free surface of the pan with lacquer thinner. Purchase a Model A cork gasket set which fits properly. There are pan gaskets on the market that are about a half an inch too short. (D) The cork gasket must fit exactly against the main pulley at the front of the engine using a guide pin to line up the gasket. You may have to trim the gasket for an exact fit, but it usually is correct and no fitting is necessary. This fit is critical to keep the front of the engine leak free.



Fit cork gasket at front for exact fit.

(E) The cork gasket needs to be trimmed at the rear of the engine to fit into the groove of the rear main cap. Use a guide pin to line up the gasket. It will be too long so trimming here is necessary. Take some time with this as the tabs must fit well.



Trim rear for exact fit.


(F) (G) Apply a small bead of Ultra Copper both above and below the tabs on the rear of the cork gasket.

(H) If the engine is in the car, and only if the engine is in the car, a small bead of contact cement is applied to the block surface to hold the gasket in place. Use only enough cement to hold the gasket in place. Use guide pins to line the gasket up with the bolt holes because once gasket is in place, it is not going to move.

(I) If you are doing a B engine you will need to cut a small plug for a gasket hole that is not used, one on each side. There



Ultra Copper bead below gasket.



Ultra Copper above gasket.

will be a small amount of gasket material that was trimmed off when fitting the tabs to make this plug. It is not necessary to plug holes on an A engine.



Contact cement only if in the car.

(J) Cut the long rectangular rear cork seal exactly 6 11/16 inches long (7 11/16 if a B engine). If your pan gasket set has a rear seal too short for a B engine rear main, a longer one is available from the suppliers and must be used to do the B.

Sometimes this gasket is a little too thick to fit into the groove. In this case, you can squeeze the cork in your bench vice, first one half and then the other half, as the vice is probably not wide enough to do the entire gasket. The gasket will remain compressed long enough to fit into

Submitted by Mark Simons
from the March/April 2002
The Restorer



the groove. Do not soak this gasket in oil. We do not want this gasket soaked with oil, it is the rope gasket at the front of the pan and timing gear cover that needs to be soaked in oil.

If you wish, you can soak this rear cork seal in water and allow it to dry in a tuna fish can. It will retain a circular shape which conforms to the groove in the rear main cap when dry. This is really not necessary because it is not difficult to make this gasket fit and stay in place.



Cut seal 6 11/16 inches long for A engine
Cut seal 7 11/16 inches long for B engine

(K) Apply a very thin film of Ultra Copper in the cap groove and fit the cork gasket. It may seem a tad long, but it will fit.

(L) After the cork is in place put a small final bead of Ultra Copper at the joint between it and the pan gasket.



Thin film of Ultra Copper.

(M) At the front of the engine a small dab of Permatex Aviation Gasket Sealer is placed first on the top of each of the rope

NEW MEMBER LINCOLN TRIPP

I would like to introduce our newest member of the Diamond Tread Model A Club, my grandson and third generation member Lincoln Tripp.

My father-in-law Tommy Thomas was an original member and since Lincoln was a baby has been coming to many of the club events. One special thing he received as a baby was a wooden car made by Bart Bartholomew. Over the years Lincoln is always saying he wants to be a mechanic what better place to learn tricks of the trade than the great people in our club. Lincoln lives in Lakewood with my daughter Jennifer his father Brian and sister Kennedy. He is in sixth grade and attends IVA academy in Long Beach. Looking forward to having him as a member, maybe one of the youngest.

Judy Thomas - proud grandma



2025 Board of Directors

President	Bill Paige
Vice President	LeRoy Kehret
Secretary	Rex Bartholomew
Treasurer	Louise Beckley
Membership Chairman	Vicky Bartlett
Hospitality Chairman	Pauline Issa
Historian / Publicity Chairman	Bonnie Ryan
Tour Director	Bill Bahr
Fund/Picnic Coordinator	Norman Saw
Webmaster	Mark Simons
Henry's Helpers	Chuck Mayhew
Editor	Rex Bartholomew



Red Hot Sparks Luncheon

When: May 13th

at 11:30 am

Where: Chili's

4931 Candlewood St, Lakewood

Hosted by Joyce Simmons

RSVP before Friday, May 9th

to Joyce at (562) 928-7422

All ladies of Diamond Tread
and Whittier Chapters are welcome

*The Red Hot Sparks Meet on the 2nd
Tuesday Of Each Month*

MAY MILE MARKERS



*LeRoy Kehret
Joe Franco
John Burroughs
Larry Ryan
Betty Boan
Pamela Wellmann*

Happy Anniversary

*Chris and Monique Risdon
Frank and Susan Deogracias
Ronald and Pamela Wellmann*



*May: Jim Runyon
June: Rex Bartholomew
July: Vicky Bartlett
August: LeRoy Kehret*



TOURS

Point Fermin Lighthouse

May 17, 2025 8:30am

Meet at McDonald's parking lot. 6407 E. Spring Street. Long Beach.

Destination is 807 Paseo Del Mar in San Pedro

- Bring chairs and lunch

Huntington Beach Concours d'Elegance

June 7, 2025

Central Park Library

Goldenwest and Talbert Huntington Beach, CA

Cornerstone Church Pancake Breakfast

June 15, 2025 7:00 a.m.

1000 Studebaker Rd. Long Beach, CA

Model T Swap Meet

July 19, 2025 7:00 a.m.

Veterans Stadium Long Beach, CA

Huntington Beach Civil War Reenactment

August 30, 2025 9:00 a.m.

Huntington Beach Central Park

Huntington Beach, CA



DISTINGUISHED SPEAKER SERIES

The popular Diamond Tread monthly distinguished speaker series will continue in May:

Speaker: Larry Ryan, Diamond Tread Member

Title: How I Came into Owning a Model A

Date: May 6th (general meeting)

Time: 6:30 p.m.

Location: 4148½ N. Viking Way, Long Beach

Carl Laski was our April speaker, and gave part one of his presentation on his fire truck. He will continue with another two parts in June and July. Here is a collection of Carl's grandfather's fire equipment, and his cool commemorative mug!



Speaker: Carl Laski (Long Beach Model T Club Member)

Title: My Vintage Ford Fire Truck (Parts 2 and 3)

Date: June 3rd and July 8th (General Meeting)

ORANGE COUNTY PANCAKE BREAKFAST

Photos by Mark Simons



SUPPORT OUR ADVERTISERS!

Vicki Spearman
"I Care for Downey 24 Hours a Day!"
 Direct: 562-367-9520
 Office: 562-861-7257
 E-mail: icare4downey@aol.com
 8635 Florence Ave. Suite 301, Downey, CA 90240
 Call 562-903-4231
24 HOUR Road Side

AMERICAN MADE FOR PRE-1980 VINTAGE & CLASSIC DOMESTIC ENGINES



DEM INTERNAL ENGINE PARTS:
 Bearings, cam gears/sprockets, camshafts, carburetor kits, connecting rods, crank gears/sprockets, water mounts, engine kits, fuel pumps.

ON-SITE MANUFACTURING:
 Patterns from OEM molds, and Valves.


SERVICES:
 Oil, Fuel, and Water Pump rebuilds, liner resurfacing, camshaft regrounding.

WWW.EGGE.COM WE'RE HERE TO HELP WITH YOUR PROJECT... CALL TODAY! 800-866-3443

CWMOSS FORD PARTS
1928-1948 Ford Parts & Accessories
 420 W. Chapman Ave. Orange, CA 92866
 Fax: 714-509-1618 • Sales@CWMoss.com
 ebay: stores.ebay.com/CWMossAutoParts
800-322-1932 • CWMoss.com

Lee Ray
Sandblasting & Coating
 JOE NAVARRO
 MANAGER
 12000 CLARK ST. SANTA FE SPRINGS, CA 90670
 JOE@LEERAYSANDBLASTING.COM
 CELL (562) 852-4000 (562) 699-0614
 FAX (562) 699-6300
WWW.LEERAYSANDBLASTING.COM

EARLY FORD STORE of California
www.earlyfordstore.com
 Specializing in Rare Parts and Accessories for Early Fords 1928/1972 Passenger Car & Pick-Up
Bill McGrath
 San Dimas, CA 91773
 108 W. Bonita Ave.
 Tel: (909) 305-1955
 Fax: (909) 305-1953



MITCHELL MANUFACTURING
Steve & Cyndi Mitchell
Mitchell MFG.
 530-458-4500 800-859-2088
www.mitchelloverdrivesmfg.com
 MODEL A FORD SYNCHRONIZED-TRANSMISSION FORD OVERDRIVES/UNDERDRIVES
 VINTAGE CAR OVERDRIVES 1928-1948
 P.O. Box 925 1157 Parker St. Colton, CA 95932

Advertise here for an annual fee of \$30 for 2025



"HAVE AN 'A' DAY"
Mike's
Erich Lindeman
 788-879-6453
 email: erich@mikes-afordable.com
www.mikes-afordable.com
 Specializing in 1928 - 1931 Model A Ford Parts



Antique Automotive Industries
New Parts for Old Cars
 REPRODUCTION PARTS AND SUSPENSION COMPONENTS
SPECIALTY FORD PARTS


Entrance & Parking in Rear
 9109 GARVEY AVE. ROSEMEAD, CA 91770 - USA
 (626) 288-2121
JIM GORDON SALES MANAGER

MODEL 'A' GARAGE
 MODEL 'A' FORD REPAIRS & SERVICES • EST. 1980
JIM & RANDY NICHOLS OWNERS
 866 H. LOGAN AVE. PH 714-546-2969
 COSTA MESA FAX 714-556-4404
 CA 92626 JNICK366@AOL.COM



Don Dixon & Associates
 Established 1949
 P.O. Box 5126 - 8141 E. 2nd St., Ste 610, Downey, CA 90241 Lic.#0310914
 Ph (562) 869-5351 Fa. (562) 862-5734
www.dixonins.com
Darrel Dixon
 President
 License #0446084
 Email: darrel@dixonins.com




Contact Vicky Bartlett
213-445-2962
vickybartlett60@gmail.com


Joe's Auto Upholstery
 Since 1956
 Complete Auto & Boat Interiors • Convertible Tops
 Original & Custom Work
JOE
 Ph# (562) 925-5671
 17125 Woodruff Ave. @ Beach Bellflower, CA 90706

TIRES
 GOODYEAR DIAMOND TREAD and many other models
 200 sizes!
We save you money!
Lucas CLASSIC TIRES
 2850 Temple Ave., Long Beach, CA 90806
 800-952-4333 • 562-595-6721
www.LucasClassicTires.com



VILLAGE CAFE
 4148 1/2 N. Viking Way
 (Near Bellflower / Carson)
 Long Beach 90808
 (562) 421-5515
villagecafelongbeach.com
 Daily 7:30am - 2:00pm
 Personally endorsed by your editor for breakfast and lunch!

DIAMOND TREAD CHAPTER
Model A Ford Club of America
P.O. Box 4563
Downey, CA 90241



Please Deliver To:

Diamond Tread Website:
www.diamondtread.com



MAFCA National Office
250 S. CYPRESS STREET
LA HABRA, CA 90631-5515
(562) 697-2712
If not a member consider joining!

CORNERSTONE CHURCH
ANNUAL JUNE 15, 8-11 AM

CAR SHOW
& PANCAKE BREAKFAST

Bring your Dads, Granddads, Uncles,
Cousins, Friends and Neighbors.

----- **Breakfast 8-11 a.m.** -----

To show your car, please contact Peter Sovich at (562) 235-8886, peterjsovich@gmail.com
Show will be held at: Cornerstone Church 1000 N. Studebaker Rd. | Long Beach, CA | (562) 296-6490