



# Orange County Model A Ford Club

# THE DISTRIBUTOR

Established 1961

## Inside this issue:

President's Message	2
Board Member	3
Contact Info/General	
Calendar/Swap Meets	4
Model A Tools & Spare Parts	5
Rear Main Leak??	6
Sunshine & Sorrow	7
#1 Coming Together	
Installation Banquet 2025	8
Upcoming Events	9
OCMAFC Military Veterans	10
CCRG Information Just For Laughs	11
Membership Form	12

Volume 65 Issue 2

Feb. 2025

Editor Eric Engle

## Orange Co. Model A Ford Club's 62nd **PANCAKE BREAKFAST** is coming...



We're looking towards Sunday, March 23rd.  
Watch for flyer for further information.



**#1 Coming Together**  
Read All About It Page 7

**CCRG 2025**  
**Information**  
**Page 11**

## Club Membership Dues

Are you looking forward to being a part of all of this year's club events?? Then be sure to send in your Membership form (on back page). Please send your form in, with your \$30 per family.

Be **SURE** to get your forms in **BEFORE** Feb. 28th deadline, so you can be included in the next OCMAFC roster.

**News From the President****By Mike Edmonson****HAPPY (CHINESE) NEWYEAR!**

I want to thank everyone for the fantastic turnout at last month's Installation Banquet. I couldn't have asked for a greater and more enthusiastic gathering, and the much larger number of members wearing era clothing of the late 20's and 30's was astounding! What a great way to kick off a new year that will consist of great tours, seminars, and other activities. I encourage all of our active members to reach out to members you know, but don't always see at these activities and invite them to join in on the fun!



This coming month we have several items you might want to focus on that are contained in this issue of **The Distributor**. First up is the technical seminar on how to install a temperature gauge; if you are relying on a Motometer right now, you might want to attend this seminar. I hear it's a "hot ticket" (I'm sorry, I just had to.....). Later in the month we'll also be heading out to the Long Beach area for a tour of a fire boat station, which should be quite enjoyable. And we still have long range plans for the annual CCRG Jam-boree trip on April 3-5 in Visalia. Be sure to get your hotel and tour registrations in by following this link:

[http://www.ocmafc.com/PDF/SKM\\_C450i24120207030.pdf](http://www.ocmafc.com/PDF/SKM_C450i24120207030.pdf)

Last, but certainly not least, is our annual Pancake Breakfast on March 23<sup>rd</sup> -- "same bat time, same bat channel", and same location: Hart Park in the great City of Orange, 7:30am - 11:00am, with the greater than traditional raffle starting at 11am sharp! Flyers should begin flying off the shelf by our next general meeting on February 13<sup>th</sup>. In my military days I would say this is your appointed place of duty -- now I'm just going to say: "BE THERE"! Seriously though, this will be your first opportunity to collect flyers, and continued sign up for open slots to work the pancake breakfast. And most importantly - just to have a great time together!

Until then, see you at the turnaround point.

*Mike*

**2025 BOARD MEMBERS**

**President** – Mike Edmonson  
**VP/Activities** – Steve Pavich/Roger Gullede  
**Secretary** – Debbie Parrish  
**Treasurer** – Joni Terens/Jennifer Ferrario  
**Technical** – Ron Andrews/Dave Knapp  
**Editor** – Eric Engle  
**Immediate Past President** – Louise Hall

**COMMITTEES**

**Co-Editor/proofreader** – Becky MacIntosh  
**ACCC Representative** – David Knapp  
**Breakfast Committee** – Aaron Magdaleno  
**Club Greeter** – Linda Tom  
**Election Chairperson** – Jennifer Ferrario  
**Historian & Librarian** – Bruce MacIntosh  
**Merchandise Director** – Perry Wilson  
**Pancake Breakfast Setup & Coordination** – Aaron Magdaleno, Frank Reese, Don Ratzlaff and Richard Bolts  
**Raffle** – Ed Cote  
**Refreshments** – Gerry & Sherry Reid  
**Regional Representative, SCRG** – Jim Runyon  
**Era Fashions** – Kaci Terens  
**Sunshine & Sorrow** – Marilyn Hawkins  
**Webmaster** – Bruce MacIntosh

We have removed all Committee members' emails and phone numbers in order to ensure their privacy. Members can find this info in your roster.

Please Note: Some information contained in our newsletter has been reprinted from other newsletters; we thank and acknowledge them.

**Orange County Model A Ford Club  
 General Meeting Minutes on  
 Meeting held at First Christian Church in  
 Orange, CA**



The meeting was called to order by **Mike Edmonson**, followed by the flag salute.

**Marilyn Singer-Hawkins** was absent, so no joke tonight.

**MINUTES:** The past minutes were provided in the newsletter. **Ed Cote** made a motion to accept and **Steve Pavich 2<sup>nd</sup>**. All approved.

**FINANCIAL:** **Joni Terens** presented financial for January. **Debbie Parrish** made a motion to accept and **Sheila Plotkin 2<sup>nd</sup>**. All approved. Total membership is 135,

**ACTIVITIES:** **Steve Pavich** said 1/18 Lyons Museum. 2/15 New Fire Station Tour. 3/15 Ol Time Music Hall in El Segundo.

4/19 Rubel Castle. Discussion for Ridge Route 5/3 (Overnight)

**TECHNICAL:** **Ron** shared that 1/11 will be technical at **Par-rish** Garage for "Tools of the Trade "with **David Knapp**

**SUNSHINE AND SORROW:** **Dennis Kliesen** had some heart surgery and is healing. **Linda Tom** recovering from her car accident. **Kathy Glendinning** is doing fine after appendix surgery.

**NEW BUSINESS:** Please check out the new website update. Pancake Breakfast is tentatively scheduled for March 23, 2025. Awaiting permits. Formation of Auditing committee to oversee books was established. Discussion of Lifetime Member Committee and volunteers. A new award for ladies is The Golden Wrench Award and was awarded to **Jennifer Ferrario** for dismantling her engine. \$100 was donated by **Steve Pavich** from another non-club member.

**HARD LUCK TROPHY:** **Steve Pavich** for a cracked manifold. **Steve** passed that over to **Sheila Plotkin** (previous owner).

**RAFFLES:** **Patty Cote** won ten dollars for the attendance raffle. **Jim Nichols** won \$30 dollars for membership but was not present to claim. The amount will roll over to next month.

**NEW MEMBER:** Please welcome **Rossana Enriquez** (**Jeanette Sherry's sister**)

**JANUARY BIRTHDAYS:** **Diane Gaughn, Kathy Glendinning, and Bruce MacIntosh**

**REFRESHMENTS:** were provided by **Ron Andrews, Don Ratzlaff, Joni Terens, Mike Edmonson, Sherry Reid and Linda Tom** for drinks. **Rand Pugmire** will be helping **Linda** with the ice chests.

Thank you, **Rand**, for stepping up.

The meeting adjourned at 830pm with 42 members.

Submitted by Secretary **Debbie Parrish** awaiting approval.



## Upcoming Tours and Activities Calendar



**Feb. 1st. (Sat.), First Saturday Breakfast BS Session—8:00am,** Denny's, 2314 17th Street, Santa Ana, CA. Let's talk Model A's, problems, solutions, tales and fables.



**Feb. 27 (Thur), 4th Thurs. Breakfast, Benjies NY Deli. 1828 N Tustin Ave, Santa Ana, CA., 9:00am.**



**Feb. 8th (Sat.), Technical Seminar, Subj: Installing Temp. Gauges, Location: Norm & Lori Kredit's home, 2319 E. Redwood Dr., Anaheim, CA., Cont. Ron Andrews**



**Feb. 13th (Thur), General Meeting will be at 7:30pm at First Christian Church of Orange, 1130 E Walnut, Orange (between Tustin & Cambridge).**



**Feb. 15 (Sat.), Long Beach Fire Boat Sta. 15, More details TBA.**



### Long Beach Fire Boat station tour.

**This is scheduled for Saturday, Feb. 15th. Details are still being worked out by Steve Pavich, so stay tuned.**

## Swap Meets/Car Shows

Every Sat. morning 6-8am., Donut Derilicks Car Show, 9015 Adams Ave, Huntington Beach, CA., FREE  
<https://www.instagram.com/donutderelicks/?hl=en>

Feb. 9, Long Beach High Performance Swap Meet, 6am-1pm, Rain or Shine, \$15 per person, Parking Free, Questions? call 800-762-9785

April 3-5, CCRG Jamboree, Visalia, Ca., Hosted by the Charter Oak Model A Club of Visalia, Car show, Tours, Seminars [http://www.ocmafc.com/PDF/SKM\\_C450i24I20207030.pdf](http://www.ocmafc.com/PDF/SKM_C450i24I20207030.pdf)  
 March 2, Pomona Swap Meet & Classic Car Show, 5am-2pm, \$15 per person CASH ONLY, \$18 parking, 1101 W. McKinly Ave., Pomona, Ca., Cont: (714) 538-7091

**IF YOU LEARN OF OTHER SWAP MEETS, PLEASE SEND THE INFO TO OUR EDITOR SO THEY MAY BE INCLUDED HERE.**

## O.C. Model A Ford Club



**It's that time Of the year Once again.**

**We're looking To have our most Favorite event of the year, March 23rd**

**Where?**

**Hart Park,  
701 So. Glassell St.  
City of Orange, CA.**

**Just off the 22 freeway**

**Time?**

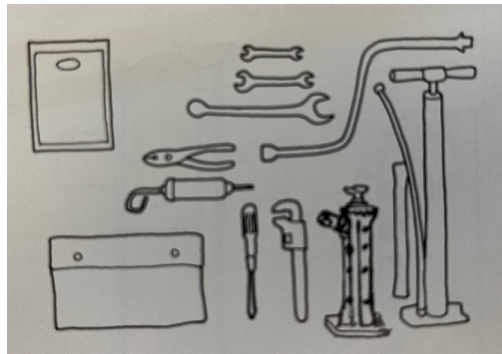
**7:30 to 11 am.**

## Highlights of the May Tech Seminar

By Dave Knapp  
Assistant Technical Director

### Model A Tools & Spare Parts

The workshop began with an overview of the original 13 tools included with the Model A. David Knapp led this portion where he showed examples of each of the original tools while explaining some of the variations that occurred throughout the Model A's production cycle. Some of the tools, like the jack and the instruction manual, underwent numerous changes during the course of production. David explained that the early cars (through May '28) also included an oil can. David also demonstrated one of the popular accessory tools; a Model A era tire pressure gauge and leather pouch. If you are collecting original tools, a judging standard will help ensure you buy the correct items for your vehicle.



The second part of the workshop focused on tools that you should carry in your car for touring. This was divided into three sections: Safety items, essential tools, and long tour tools. Some examples of safety items included things such as a fire extinguisher and first aid kit. The essential tools for touring included basic hand tools—wrenches, sockets, ratchets, screwdrivers, and of course having a AAA card. For long tours, an extensive list of items was provided to each attendee—the challenge will be finding space to put them in your Model A. David recommended buying a Station Wagon because there are 6 seats to store things under. Ron Andrews reviewed the tools lists from Paul Shinn and Les Andrews. *(Editor's note: For LONG tours, good idea to take a MAFCA directory)*

Spare parts were also discussed extensively. Simple items such as spare fuses, bailing wire, zip ties, electrical tape and duct tape are examples of some of the essential items. A few of the common parts most agreed on were a timed distributor and a spare carburetor. Space to store and haul everything on the list is the challenge most Model A drivers will face, as there just isn't room to take it all. For longer tours, it was recommended that the group going divide and conquer what each person brings based on the list. If you missed the workshop and want to review the tools and parts handout please see the OCMAFC website.



Article from: Antique Engine Rebuilding....610 W. Washington St., Bluffton, Indiana  
(260) 824-4649 / (847) 674-6716 [info@antiqueenginerebuilding.com](mailto:info@antiqueenginerebuilding.com)

## #1 Proverbial Rear Main Leak

1. After 30 plus years of experience with Model A & B engines, the most common problem is a rear main oil leak. This problem can be very simple to correct or it can turn into a costly time-consuming job. What is important is a correct diagnosis. You do not want to rebuild an engine if you have a bad oil filler cap. Do not assume the worst until you have checked out the problem thoroughly.

2. After wiping clean the flywheel housing, check to see if oil is leaking from out of the cotter pin hole at the bottom of the flywheel housing. If oil does not leak out of the cotter pin hole, you have a leak some place else. Some suggestions could be the oil pan, timing case cover, front seal, valve cover, or oil pipe to mention a few. Most oil leaks drip off of the cotter pin. You need to determine that oil is leaking out of the cotter pin hole not off of the cotter pin to be a rear main leak. If oil is leaking out of the cotter pin hole go to step 2.

3. Remove the oil filler cap and check to see that the oil filler pipe is not restricted or plugged. With the oil filler cap removed, take the car for a drive. If the leak stopped, the oil filler cap is bad. There are tabs bent over under the top of the cap to stop the cap from seating all the way down. The stops could be bent or missing on your cap. This will seal crankcase pressures in and will force oil out. Replace the oil filler cap. This is a common problem, which can be overlooked and is easy to fix.

4. Hold a plastic food storage bag around the oil filler pipe and bring the engine to high idle. The bag should flutter. If it does not and fills up with air, you have excessive blow-by in the crankcase. This can be caused by bad rings, pistons, cylinders or possibly valves and guides. Excessive pressures in the crankcase will cause oil to leak out of the rear main and any other places not sealed.

5. If above is all good, now remove half-moon inspection cover on the flywheel housing, three hex head screws, and chock the wheels. Check to see if inside of flywheel is wet with oil. If flywheel is wet inside this means oil is leaking out of the rear main cap and/or the cap to the block. Start engine, then with flashlight look for oil leak. EXHAUST IS HOT AND MUST BE VENTED.

## #2 POSSIBLE PLACES FOR OIL LEAK

Check inside flywheel housing with half moon cover removed.

**With engine running:**

1. Dripping or running down right side of engine around outside of rear main cap: Probably the gasket between engine and flywheel housing. Remove engine and replace gasket. We seal around camshaft hole with RTV, no longer use a gasket.

2. Dripping between rear main cap and block at shims: Cap must fit flat to engine block. Rear seal part A6335 must be filed flat with block. I use a thin film of RTV on both sides of shim to prevent leakage.

3. Dripping outside of rear main block could be oil running up rear main bolts. I use RTV under heads of the rear main bolts and on threads of the two upper bolts that secure flywheel housing to block. These leaks are generally slow drips and are not common.

4. Dripping or running out of back of rear main cap into flywheel is common. This is a rear main leak. If you have not seen oil leak at this time, take the car for a drive, immediately chock the wheels and check again. If rear main leaks, remove oil pan.

5. Check oil tube on rear main cap that it is not missing, broken or cut off. The end of this pipe must be in oil in bottom of sump. If pipe is not in oil, pressures in crankcase will blow oil out rear main. If pipe is screwed into cap too far this will restrict oil flow back to sump and cause rear main leak. The oil galley plug in rear main should be installed again to stop crankcase pressures from pushing oil out rear main. Next remove rear main cap. Oil galley in cap must be open and clean so oil can flow back to sump. With cap removed from engine you can now inspect Babbitt for wear, cracks, chips, etc. The last quarter inch of the bearing must be full diameter of Babbitt, no cuts, grooves or chips. Shims must fit tight to crankshaft. Plastigage can be used to check bearing clearance at this time with engine still in car. I suggest using a jack to apply pressure upward on crankshaft. This will seat the crankshaft up into bearings in block to give you an accurate measurement. Desired clearance is .001 to .0015.

By now you should have diagnosed the problem. I hope that your problem was easy to fix. I have seen newly rebuilt engines leak and many times it was just the oil filler cap. Do not assume the worst until you have checked out the problem thoroughly.



## Sunshine & Sorrow



By Marilyn Hawkins  
m\_hawkins33@cox.net

**Sunshine:** This month, let's have only sunshine news.

Starting with **Kathy Glendinning** who was at last month's general meeting and "looking good."

**Linda Tom** was there also and reported no heavy lifting, but recovering from her auto accident.

**Dennis Kliesen** had a Watchman implant which will lower the risk of a stroke and taking blood

thinners. **Ron Andrews** is having more tests for his kidney stones. He's feeling better, but still a

problem. **Eric Engle** went to Sun Valley (in S.F. Valley) to help his mom. She was not evacuated,

but had no power and needed a generator. **Doug Marsh** is well on the recovery road after his tot-

al knee replacement surgery. That's all this month.

## *Friends fill our lives with love and laughter.*

### *Happy Birthday*

Greg Carcerano

Teri Goff

Robert Gordon

Aaron Magdaleno

Sheila Plotkin

Mark Polentz

Joni Terens

Rand Pugmire

Koko Witz

## **NUMERO UNO COMING TOGETHER**

After a good number of years in the waiting, **Dennis Kliesen, Eric Engle and Richard Parrish** came together to assemble the very first Burtz engine kit off the production line. Yup...numero uno !! Under the meticulous watchful eye of **Dennis**, the group painstakingly checked **EVERYTHING, and then some**. Slowly assembling this beautiful engine, it will eventually reside in **Richard's** 31 slant window Fordor. To say the least, everyone involved is **VERY** excited about this project finally coming together; **Richard** most of all!! And the painstaking assembly procedure is **REALLY** showing...she's a beauty!!! **Dennis** is well known for his demanding high standards in everything that he does, and this assembly has been without exception! There are still a few minor items to be worked out, but it shouldn't be too much longer before **Richard** is tootling down the road in his Burtz-Fordor with a smile that will be seen for miles and miles! Good job team!!




## **2025 Installation Banquet**

Well, it's a new year and once again our club members all enjoyed our annual Installation Banquet at The Villa in the City of Orange. And once again, the banquet was a resounding success! The staff of The Villa did a magnificent job of catering a delicious meal for all to enjoy. Tri-tip steak and baked chicken breast, with all the fixings, were the order of the day. Yummm..... Thank you Villa staff.

The banquet room was filled with a large number of our members, and the parking lot was filled with about 15 club cars. So nice to see the parking lot filled with an outstanding number of such fine looking vehicles. And naturally, everyone inside was "Dressed to the Nines"!! Don't ya just love the "Era Fashions"?!!?!!.....

At the end of the day's event, there was also a couple of raffles, and a lot of folks went home with some very fun gifts. One lucky person even won a handful of "Greenbacks". Sadly, it wasn't me... Oh well...there's always next year. So, mark your calendars.

Good job everyone. Thanks for a great day of club merriment...





Deadline for submissions  
for the  
next Distributor is  
25th of each month

Submit all Articles and ads  
to  
eengle@socal.rr.com  
or mail to Eric Engle, 16732  
Redwood St., Fountain Valley,  
Ca., 92708

MAFCA is accept-  
ing 2025 renewals.  
Call 866-379-3619

or  
visit

[www.mafca.com](http://www.mafca.com)



## UPCOMING EVENTS

### SAVE THE DATES :

**April 3-6 2025, CCRG JAMBO-  
REE,**  
Visalia, Calif., Hosted by Charter  
Oak Model A Club, Cont: Phil  
Kneeland, 559-679-1980  
or  
[http://www.ocmafc.com/PDF/  
SKM\\_C450i24120207030.pdf](http://www.ocmafc.com/PDF/SKM_C450i24120207030.pdf)

**May 23-25, 2025 Northern Califor-  
nia Regional Group Roundup on Me-  
morial Day Weekend,**  
[https://sacramentocapitolas.org/2025-  
ncrg\\_2025\\_Northern\\_California\\_Re-  
gional\\_Group\\_Roundup](https://sacramentocapitolas.org/2025-ncrg_2025_Northern_California_Regional_Group_Roundup)  
**June 16-25, 2025 National Tour,**  
Virginia Battlefields, Host Dallas  
Model A Ford Club.  
[https://sites.google.com/view/  
mafca-2025-national-tour](https://sites.google.com/view/mafca-2025-national-tour)

**While these two overlapping  
"National Tours" (above and below)  
look to be the same, they are TWO  
DIFFERENT tours, lead by the same  
Model A club, the Dallas Model A  
Ford Club.**

**June 15-22, MAFCA National  
Tour, Bull Run to Appobattox &  
everything in-between, Host Dal-  
las Model A Ford Club.**  
[https://sites.google.com/view/  
mafca-2025-national-tour](https://sites.google.com/view/mafca-2025-national-tour)

## Proposals for Upcoming tours

**February 15th is the Long Beach Fire Boat Sta-  
tion tour. More information to follow.**

**March 15th, looking at The Old Time Music  
Hall in El Segundo for a 2:30 live performance  
of comedy and music by David Marsh. \$25.00  
presale admission and plenty of parking. Driv-  
ing time from our area is about 90 minutes.**

**April 19th, Rubel Castle, Glendora. \$20.00 ad-  
mission. 90-minute drive.**

**Tour Director, Steve Pavich, is always  
looking for good suggestions for future  
tours. Got one??? Please contact Steve.  
[stevepavich@gmail.com](mailto:stevepavich@gmail.com)**

## OCMAFC Military Veterans

### James M. Ellis – US Marine Corps 1972-1974

I was born and raised in Lincoln Park, a small town outside Detroit, Michigan. I graduated from Lincoln Park High School in 1971. While a senior in high school, I worked at a large grocery store called Farmer Jacks. One night, as I was working the midnight shift stocking the household aisle and listening to a local radio station, I heard a news broadcast that changed my life. What I heard were the results of the military draft lottery number selection. The draft lottery was used to select men for military service to support the Vietnam war. Birthdates were randomly drawn and assigned a number from 1-100. My birthday, September 29, 1952, was selected and assigned #40. I won the lottery, and I was off to the Army. Since I came from a Marine Corps family, I enlisted in the USMC instead.

Upon graduating from high school, on January 12, 1972, I entered Marine Corp boot camp at Marine Corps Recruit Depot, San Diego. Sixteen weeks later I graduated from boot camp with a meritorious promotion to Private First Class, and received orders for Marine Corps Base, Camp Lejeune, North Carolina, for MOS1345, Heavy Equipment Operator training. At the completion of my training at Camp Lejeune, I was certified to operate bulldozers, frontend loaders, backhoes, and forklifts. After my certification, I received orders to Camp Pendleton, California, and on to Vietnam.

Shortly after arriving at Camp Pendleton, my orders to Vietnam were cancelled. Instead, I was assigned to Support Company, 1<sup>st</sup> Marine Battalion, 1st Marine Division in Camp Pendleton. As a member of this unit, I worked on building roads and many construction projects. My main mission was constructing fire breaks throughout the southern portion of the base. My unit was called upon to fight wildfires that were inadvertently started by the ordinance fired by USMC jets. I received a Meritorious Mast for my role in controlling a major wildfire.

I was Honorably Discharged from active duty on January 11, 1974.  
I served three additional years as a non-active reserve.

I am proud to have served! Semper Fi - God Bless America!





## **GET READY, CCRG is COMING,** **So Start Making Your Plans to Attend NOW**

**OVERNIGHT TOUR - CCRG (Central Calif. Regional Group) - Visalia - April 3-5, 2025 -**

**Drive Thursday, return on Sunday.**

***This is an annual event. We will have many members attending this year. Some will drive their Model A's, others will trailer their Model A's and some will drive their moderns. Come join in the fun!***

The CCRG in Central California will be held (drive) Thursday, April 3, (return) Sunday, April 6, 2025 in Visalia. Hosted by the Charter Oak Model A Ford Clubs. All activities and rooms available at the Wyndham Hotel Visalia (group rate of \$109 plus tax per night). Registration is about \$250 for two people (depending on meal/tour options selected) plus hotel and driving. Registration deadline of **March 1 for group rate at hotel and best registration rate** See link below for the registration package, hotel information, tour information and all the details.

[http://www.ocmafc.com/PDF/SKM\\_C450i24120207030.pdf](http://www.ocmafc.com/PDF/SKM_C450i24120207030.pdf)

**Lots going on...**

**Friday and Saturday Tours** include Naval Air Station, Dairy, Creamery, Vintage Auto Collections, Memorabilia collection, big warehouse Industrial Park tour, drives through the countryside and foothills, visit small towns and browse the town murals, and a crop dusting operation tour.

**NOTE that Naval Air Station tour is limited and requires security paperwork - register early if you wish to attend this tour.**

**Free Friday night BBQ with Comedy entertainment** - Central California knows how to BBQ! - Always a highlight.

**Many Raffle prizes** including raffle of a Burtz Engine package (tickets \$50-limit 150 tickets to be sold).

**Seminars** include Era Fashions, Burtz Engine, Mitchell Overdrive.


**Saturday catered banquet** finishes it off with awards, presentations and raffle prizes.

*Just for Laughs*

**You never appreciate what you have till it's gone.  
Toilet paper is a good example.**



**Remember, anyone can love you when the sun is shining. In the storm is when you find who REALLY cares for you!**



**Early experiments in transportation**



Return Address:  
OCMAFC  
P.O. Box 10595  
Santa Ana, CA 92711

We are on the Web!  
[www.ocmafc.org](http://www.ocmafc.org)

**Dedicated to the History and Preservation of the Model A Ford**

## Next General Meeting

[Second Thursday of every month]

**Next Meeting Feb. 13, 2025**

Time: 7:30pm

Location:

First Christian Church of Orange  
1130 E Walnut  
Orange, CA  
(Between Tustin & Cambridge)



**Just another re-  
minder that, if  
you want your  
names and infor-  
mation in the 2025  
Club roster, the  
deadline for mem-  
bership dues is  
Feb. 28th.**

**\$30 PER FAMILY!  
How can ya go  
wrong with a deal  
such as that?!?!....**

**We will be adding  
birthday month in-  
formation to the  
roster this year. We  
would love for you  
to provide the  
month of your  
birthday with your  
renewal of dues if  
you wish to be in-  
cluded. Marilyn  
will be around ask-  
ing for this informa-  
tion at the meet-  
ings as well.**



**2025 MEMBERSHIP DUES RENEWAL NOTICE • Use this form to submit your dues  
If there are no changes to Your Roster Information, Enter Only Your Name(s)**

## Orange County Model A Ford Club

Name(s): \_\_\_\_\_ Birth Month \_\_\_\_\_

AMOUNT: \$30.00 per family residing at same address

**Please, make any roster CHANGES below...**

New Family Members: \_\_\_\_\_

Vehicles: \_\_\_\_\_

Telephone/Cell Nbrs: \_\_\_\_\_

Address: \_\_\_\_\_

Email Address(es): \_\_\_\_\_

Any other updates/corrections: \_\_\_\_\_

**Would you like to add or update your photo in the Roster? Send to Becky MacIntosh, email:  
[becky@genimage.com](mailto:becky@genimage.com)**

**You may confirm current information by going to the "Members Only" page on the Website at  
[www.ocmafc.com](http://www.ocmafc.com) or check the 2024 Roster for accuracy.**

**Make your check payable to: Orange County Model A Ford Club (OCMAFC)**

**Mail to:**

**Orange County Model A Ford Club (OCMAFC)  
PO Box 10595  
Santa Ana, CA 92711**

**Payment MUST be received by February 28th, 2025 to be included in the club's printed 2025  
Membership Roster!**